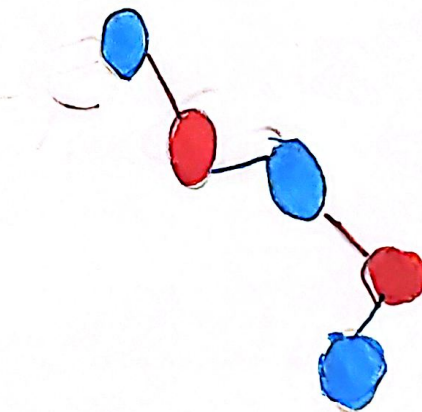



Log Book

Science Fair



o



By: Pukayyah, Imran.

First conversation

We were talking about our topic if we wanted it to be experimental or research but we wanted it to be both but mostly experimental. We know we want to do something about plants. So an idea came to us. Maybe we can do how different kind of soils affect how plants grow. It met all our criteria. It was unique about plants, exper-

iments

Topic: How different kind of soils affect how plants grow

What we need

We are planning to do 3 different kind of plants and 3 different kind of soil.

So 9 cups.


3 different soil

3 different soil

Seeds

Seeds

Our experiment is to show the effect of different soil in the growth of plants. For this experiment, we have chosen the native silver maple, oregon and Blaze maple



What we need to buy
I mean things to buy


- Topsoil, sand
- sandy soil
- potting mix

Rukayyah things to buy

- silver maple seeds
- Okanese seed
- Autumn Blaze maple seeds
- 9 cups

P Planting Process!

Starting with topsoil: Topsoil felt crumbly and slightly moist.



Potting mix generally feels light, fluffy and slightly moist

Same step





Sandy soils feels gritty, coarse and loose when rubbed between the fingers.

Same step



Meeting






Sadly we didn't find the seeds we checked every were Home depot, Ronco, Walmart we had an idea to maybe buy it at Amazon but it was going to come January 13th but we couldn't wait, we wanted to give our plants time to develop.

   
Suddenly we had to change our plan and improvise it w
back but we could not just give up yet.

Meeting

We had to improvise and buy vegies that grew fast according to our research
radishes and green onion that make sense now we just have to
day we will plant the seeds we had the soil and the cup
we just plant it. We chose January 2nd.

Planting Day

    
We are so excited we get to plant today we just wait
video of what to do.

We tried to watch step by step



Resources we used

Kids Gardening

Fact warehouse


Calgary's child magazine

Twinkl

Earth easy

Youtube

TriFold planting



Add
Some
Facts

No Tittle

fake leaves

Cover the all tri-fold green and
put Soil at the bottom

Get Candy!

Questions

Notes about the Weather on planting days.

(Jan) 2-16) The month began with coldness. The temperature was around -12°C to 1°C . Which our weren't really happy we kept them indoors they didn't really develop very well and we tried as much as possible to keep the controlled variable Variable
ing.

(Jan) 16-25) It is warm during this time the temperature is around 4°C to 12°C which was great for our plants it was perfect ^{we} took the plants outside a w-time (2 times) and they started growing really well rapidly ~~we~~ were happy, they all were plucking out.

(Jan) 26-29) Started getting chilly again. The temperature -2°C but were growing pretty good even though the was not good I could already see pinkish purplish out.

Happy We completed

Date: February 11th 2026

Topic: Planning city fair

We talked about variables
Independent variable:

Dependent variable:

Choose between pie charts, Bar graphs, double bar graph, line graph, Scatter plots, Histograms

Notes: We should plant again

We snap picture every day

We might do pie chart

February 13th 2026

Brainstorm:

Hypothesis

My uncle is an expert
His name is Dr Bayo bello a PhD holder and a biologist.

Asked

- Ideas research
- Nastic movements
- Tropism
- Nutrient essential

research

Buy a soil detector to see if there is different nutrients in it.

Experts talking to us

Research the best soils so we

We recorded this so we can right what the expert is saying.

Seeds fault
Find the meaning of seed viability, Seed dormancy,
Sterile seed
Seed dormancy

