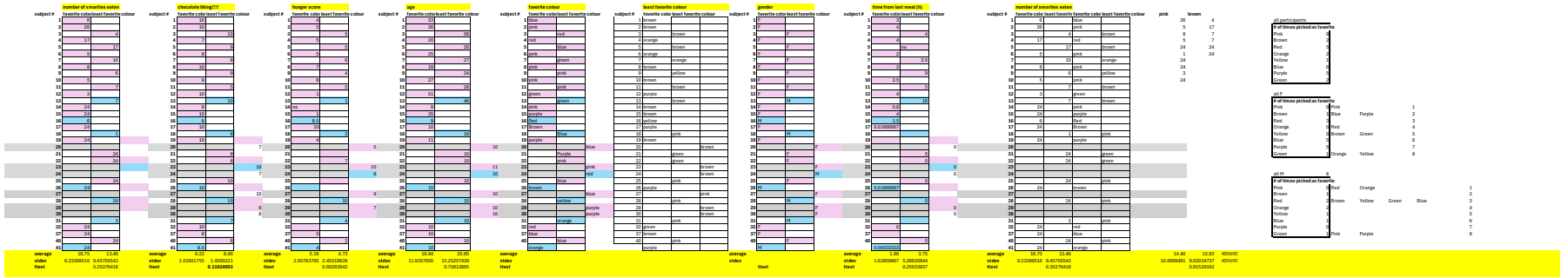

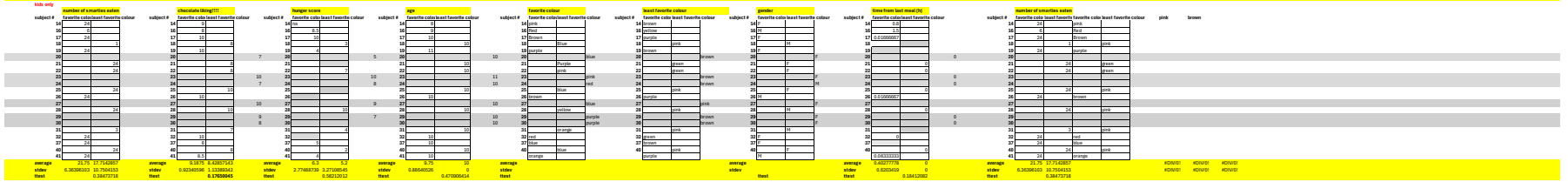

number of smarties eaten			chocolate liking!!!!			hunger score			age			favorite colour			least favorite colour			gender			time from last meal (h)			number of smarties eaten					
subject #	favorite colo	least favorite colour	subject #	favorite colo	least favorite colour	subject #	favorite colo	least favorite colour	subject #	favorite colo	least favorite colour	subject #	favorite colo	least favorite colour	subject #	favorite colo	least favorite colour	subject #	favorite colo	least favorite colour	subject #	favorite colo	least favorite colour	subject #	favorite colo	least favorite colour	pink	brown
1	26		1	10		1	3		1	29		1	blue		1	brown		1	F		1	3		1	26	blue		26	4
2	26		2	10		2	3		2	26		2	pink		2	brown		2	F		2	4		2	26	pink		5	17
3		4	3		10	3	3		3	29	56	3	red		3	brown		3	F		3	4		3	17	red	brown	8	7
4	17		4	7		4	3		4	26		4	red		4	orange		4	F		4	4		4	17	red		5	7
5		17	5		8	5	3		5	29	20	5	blue		5	brown		5	F		5	4		5	17		brown	24	24
6	5		6	8		6	3		6	25		6	pink		6	orange		6	F		6	2		6	5	pink		1	24
7		10	7		8	7	6		7	29	27	7	green		7	orange		7	F		7	3.5		7	10		orange	24	
8	8		8	10		8	7		8	18		8	pink		8	brown		8	F		8	2		8	8	pink		24	
9		6	9		9	9	8		9	29	24	9	pink		9	yellow		9	F		9	3		9	6		yellow	3	
10	5		10	9		10	8		10	27		10	pink		10	brown		10	F		10	2.5		10	5	pink		24	
11		7	11		10	11	3		11	29		11	pink		11	brown		11	F		11	3		11	7		brown		
12	3		12	10		12	3		12	31		12	green		12	purple		12	F		12	4		12	3	green			
13		7	13		10	13		3	13		46	13	green		13	brown		13	M		13		10	13	7		brown		
14	24		14	9		14	no		14	8		14	pink		14	brown		14	F		14	0.8		14	24	pink			
15	24		15	10		15	3		15	25		15	purple		15	brown		15	F		15	4		15	24	purple			
16	6		16	8		16	8.5		16	9		16	red		16	yellow		16	M		16	1.5		16	6	red			
17	24		17	10		17	10		17	10		17	brown		17	purple		17	F		17	0.01666667		17	24	brown			
18		1	18		10	18		10	18		10	18	blue		18	pink		18	M		18			18	1		pink		
19	24		19	10		19	6		19	11		19	purple		19	brown		19	F		19			19	24	purple			
20			20		7	20		5	20		10	20		blue	20		brown	20	F		20		0	20					
21		24	21		8	21			21		10	21	Purple		21	green		21	F		21	0		21	24	green			
22		24	22		8	22		7	22		10	22	pink		22	green		22	F		22	0		22	24	green			
23			23		10	23		10	23		11	23		pink	23		brown	23	F		23		0	23					
24			24		7	24		8	24		10	24		red	24		brown	24	M		24		0	24					
25		24	25		10	25			25		10	25	blue		25	pink		25	F		25	0		25	24	pink			
26	24		26	10		26			26	10		26	brown		26	purple		26	M		26	0.01666667		26	24	brown			
27			27		10	27		9	27		10	27		blue	27		pink	27	F		27			27					
28		24	28		10	28			28		10	28	yellow		28	pink		28	M		28	0		28	24	pink			
29			29		9	29		7	29		10	29		purple	29		brown	29	F		29		0	29					
30			30		8	30			30		10	30		purple	30		brown	30	F		30		0	30					
31		3	31		7	31		4	31		10	31	orange		31	pink		31	M		31			31	3	pink			
32	24		32	10		32			32	10		32	red		32	green		32	F		32	0		32	24	red			
37	24		37	8		37	3		37	10		37	blue		37	brown		37	F		37			37	24	blue			
40		24	40		8	40		2	40		10	40	blue		40	pink		40	F		40	0		40	24	pink			
41	24		41	8.5		41	8		41	10		41	orange		41	purple		41	M		41	0.08333333		41	24	orange			
average	16.75	13.46	average	9.22	8.46	average	5.19	4.73	average	18.94	20.85	average			average			average			average	1.99	3.75	average	16.75	13.46		14.40	13.83	#DIV/0!
stdev	9.23396516	9.45765543	stdev	1.01601755	1.4500221	stdev	2.65783795	2.45319628	stdev	11.9357656	15.25257439	stdev			stdev			stdev			stdev	1.62859867	5.26650844	stdev	9.23396516	9.45765543		10.6999481	9.02034737	#DIV/0!
ttest		0.35376418	ttest		0.19304892	ttest		0.66263942	ttest		0.70813885	ttest			ttest			ttest			ttest		0.25653837	ttest		0.35376418			0.91529162	

all participants

# of times picked as favorite	
Pink	9
Brown	2
Red	2
Orange	3
Yellow	1
Blue	6
Purple	5
Green	2

all F

# of times picked as favorite			
Pink	8	Pink	1
Brown	1	Blue Purple	2
Red	2		3
Orange	3	Red	4
Yellow	1	Brown Green	5
Blue	5		6
Purple	5		7
Green	1	Orange Yellow	8

all M

# of times picked as favorite					
Pink	8	Red Orange			1
Brown	1				2
Red	2	Brown Yellow Green Blue			3
Orange	3				4
Yellow	1				5
Blue	1				6
Purple	4				7
Green	1	Pink Purple			8

kids only

number of smarties eaten			chocolate liking!!!!			hunger score			age			favorite colour			least favorite colour			gender			time from last meal (h)			number of smarties eaten					
subject #	favorite colo	least favorite colour	subject #	favorite colo	least favorite colour	subject #	favorite colo	least favorite colour	subject #	favorite colo	least favorite colour	subject #	favorite colo	least favorite colour	subject #	favorite colo	least favorite colour	subject #	favorite colo	least favorite colour	subject #	favorite colo	least favorite colour	subject #	favorite colo	least favorite colour	pink	brown
14	24		14	9		14	no		14	8		14	pink		14	brown		14	F		14	0.8		14	24	pink			
16	6		16	8		16	8.5		16	9		16	red		16	yellow		16	M		16	1.5		16	6	red			
17	24		17	10		17	10		17	10		17	brown		17	purple		17	F		17	0.01666667		17	24	brown			
18		1	18		10	18		10	18		10	18	blue		18	pink		18	M		18			18	1		pink		
19	24		19	10		19	6		19	11		19	purple		19	brown		19	F		19			19	24	purple			
20			20		7	20		5	20		10	20		blue	20		brown	20	F		20		0	20					
21		24	21		8	21			21		10	21	Purple		21	green		21	F		21	0		21	24	green			
22		24	22		8	22		7	22		10	22	pink		22	green		22	F		22	0		22	24	green			
23			23		10	23		10	23		11	23		pink	23		brown	23	F		23		0	23					
24			24		7	24		8	24		10	24		red	24		brown	24	M		24		0	24					
25		24	25		10	25			25		10	25	blue		25	pink		25	F		25	0		25	24	pink			
26	24		26	10		26			26	10		26	brown		26	purple		26	M		26	0.01666667		26	24	brown			
27			27		10	27		9	27		10	27		blue	27		pink	27	F		27			27					
28		24	28		10	28			28		10	28	yellow		28	pink		28	M		28	0		28	24	pink			
29			29		9	29		7	29		10	29		purple	29		brown	29	F		29		0	29					
30			30		8	30			30		10	30		purple	30		brown	30	F		30		0	30					
31		3	31		7	31		4	31		10	31	orange		31	pink		31	M		31			31	3	pink			
32	24		32	10		32			32	10		32	red		32	green		32	F		32	0		32	24	red			
37	24		37	8		37	3		37	10		37	blue		37	brown		37	F		37			37	24	blue			
40		24	40		8	40		2	40		10	40	blue		40	pink		40	F		40	0		40	24	pink			
41	24		41	8.5		41	8		41	10		41	orange		41	purple		41	M		41	0.08333333		41	24	orange			
average	21.75	17.7142857	average	9.1875	8.42857143	average	6.3	5.2	average	9.75	10	average			average			average			average	0.40277778	0	average	21.75	17.7142857		#DIV/0!	#DIV/0!	#DIV/0!
stdev	6.36396103	10.7504153	stdev	0.92349596	1.13389342	stdev	2.77488739	3.27108545	stdev	0.88646526	0	stdev			stdev			stdev			stdev	0.6203419	0	stdev	6.36396103	10.7504153		#DIV/0!	#DIV/0!	#DIV/0!
ttest		0.38473718	ttest		0.17650045	ttest		0.58212012	ttest		0.470906414	ttest			ttest			ttest			ttest		0.18412082	ttest		0.38473718				

adults only

number of smarties eaten			chocolate liking!!!!			hunger score			age			favorite colour			least favorite colour			gender			time from last meal (h)			number of smarties eaten					
subject #	favorite colo	least favorite colour	subject #	favorite colo	least favorite colour	subject #	favorite colo	least favorite colour	subject #	favorite colo	least favorite colour	subject #	favorite colo	least favorite colour	subject #	favorite colo	least favorite colour	subject #	favorite colo	least favorite colour	subject #	favorite colo	least favorite colour	subject #	favorite colo	least favorite colour	pink	brown
1	6		1	10		1	4		1	23		1	blue		1	brown		1	F		1	3		1	6	blue		26	4
2	26		2	10		2	5		2	26		2	pink		2	brown		2	F		2	4		2	26	pink		5	17
3		4	3		10	3	5		3		56	3	red		3		brown	3	F		3	4		3		4	brown	8	7
4	17		4	7		4	3		4	26		4	red		4	orange		4	F		4	4		4	17	red		5	7
5		17	5		8	5		5	5		20	5	blue		5	brown		5	F		5	no		5	17		brown		
6	5		6	8		6	3		6	25		6	pink		6	orange		6	F		6	2		6	5	pink			
7		10	7		10	7		6	7		27	7	green		7	orange		7	F		7	3.5		7	10		orange		
8	8		8	10		8	7		8	18		8	pink		8	brown		8	F		8	2		8	8	pink			
9		6	9		8	9		4	9		24	9	pink		9	yellow		9	F		9	3		9	6		yellow		
10	5		10	9		10	8		10	27		10	pink		10	brown		10	F		10	2.5		10	5	pink			
11		7	11		10	11		3	11		28	11	pink		11	brown		11	F		11	3		11	7		brown		
12		7	12	10		12	1		12	51		12	green		12	purple		12	F		12	4		12	3	green			
13		7	13		10	13		3	13		46	13	green		13	brown		13	M		13		10	13	7		brown		
14	24		14	10		14	3		14	25		14	purple		14	brown		14	F		14	4		14	24	purple			
average	11.75	8.5	average	9.25	8.5	average	4.5	4.33333333	average	28.125	33.5	average			average			average			average	3.1875	7.5	average	11.75	8.5		11	8.75	#DIV/0!
stdev	9.2234174	4.59347363	stdev	1.16496475	1.87083869	stdev	2.50713268	1.75119007	stdev	10.5618924	14.19506957	stdev			stdev			stdev			stdev	0.92340596	5.22015325	stdev	9.2234174	4.59347363		10.0995049	5.67898835	#DIV/0!
ttest		0.44634611	ttest		0.37278428	ttest		0.89192091	ttest		0.430807389	ttest			ttest			ttest			ttest		0.03918048	ttest		0.44634611				



Comparing all things we measured in adults and children

	KIDS	ADULTS	KIDS	ADULTS	KIDS	ADULTS	KIDS	ADULTS	KIDS	ADULTS
Average	19.9	10.4	8.8	8.9	5.8	4.4	9.9	30.4	0.2	4.8
TTEST		0.00390491		0.8437197		0.21271029		4.33676E-07		0.00056985