

JANUARY 27th, 2025

- Started making our research questions
- Develop procedure
- List items needed
- List safety precautions

JANUARY 30th, 2025

- Finished developing questions and procedure
- Now starting research

JANUARY 31th, 2025

- Researching questions
- Split half and half

FEBRUARY 1st, 2025

- Continue research
- Half way through

FEBRUARY 2nd, 2025

- Finishing up last questions for research
- Considering purchases

FEBRUARY 11th, 2025

- Submit Ethics Due Care form

FEBRUARY 17th, 2025

- No purchases made
- Communicate about time and experiment
- Discussed purchases and current available resources
- Call to order trifold (city trifold)

FEBRUARY 20th, 2025

- Figured how to manage experiment
- Finished research
- Soon to begin planning trifold set up
- Finding alternatives to bacteriophages

FEBRUARY 25th, 2025

- Purchased items
- Received trifold

FEBRUARY 28th, 2025

- Began Canva for trifold, worked on it (aesthetics, background research)
- Created extracts

MARCH 1st, 2025

- Items arrived
- Working on Canva
- Collected surface bacterium samples

MARCH 2nd, 2025

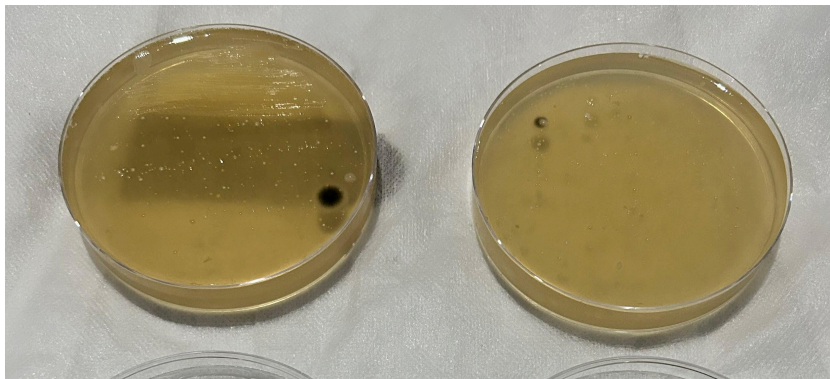
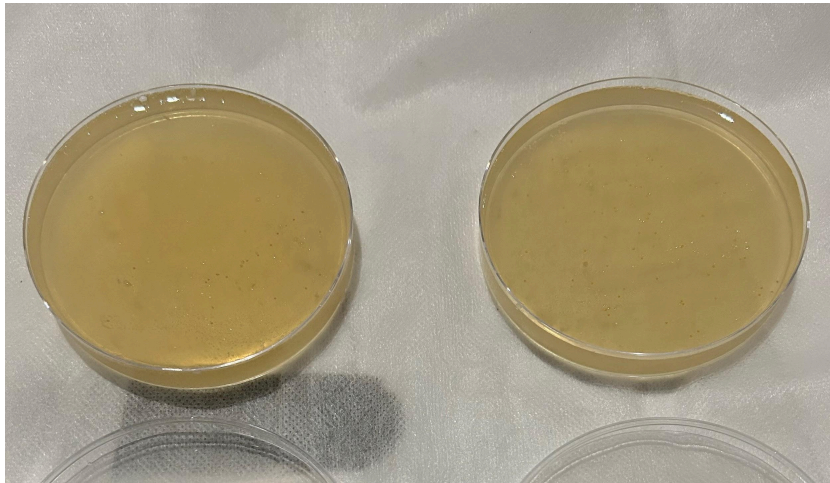
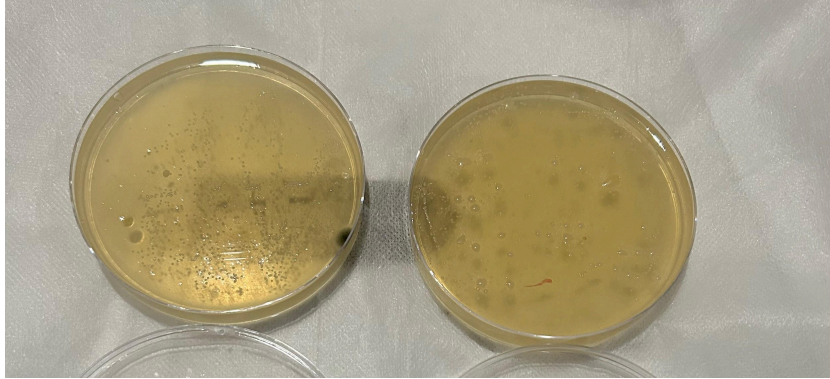
- Checking agar
- Working on Canva (background research, labels, headings)
- Create script
- Create distilled water for extracts

MARCH 3rd, 2025

- Checking agar
- Working on Canva (background research, hypothesis, objective, procedure)
- Create distilled water extracts
- Submit Declaration form
- Fill blanks in CYSF platform
- Begin setting up for experiment analysis and conclusion

MARCH 4th, 2025

- Checking agar
- Starting to apply extracts onto agar plates
- Working on Canva (procedure)
- Documented photos

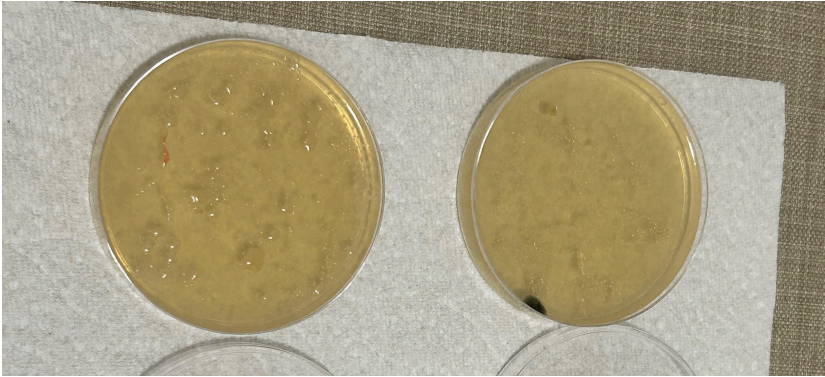


MARCH 5th, 2025


- Checking agar with extracts
- Inhibiton zones
- Document photos
- Add to observations
- Created graphs

AQUEOUS SAMPLES ON THE LEFT AGAR PLATE
ETHANOLIC SAMPLES ON THE RIGHT AGAR PLATE

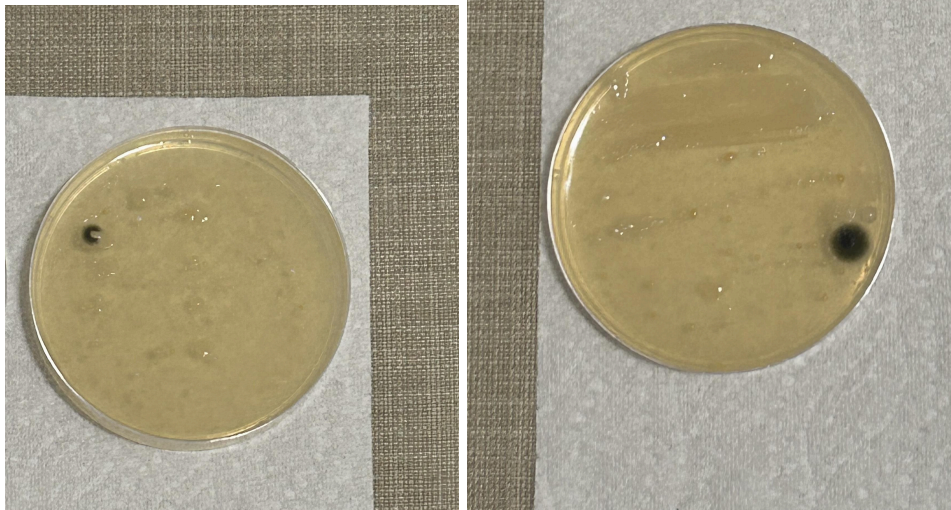
GARLIC



ROSEMARY



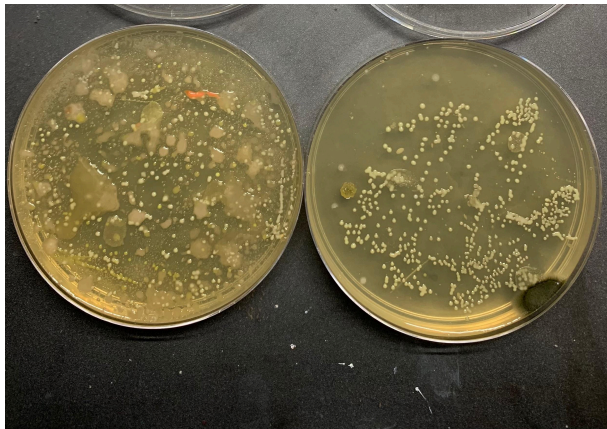
GINGER



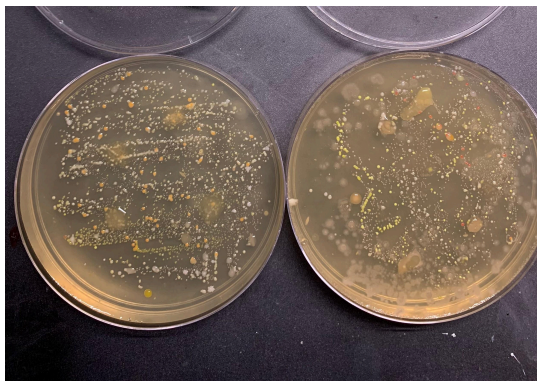
MARCH 6th, 2025

- Checking agar with extracts
- Inhibition zones
- Document photos
- Add to observations
- Working on graphs

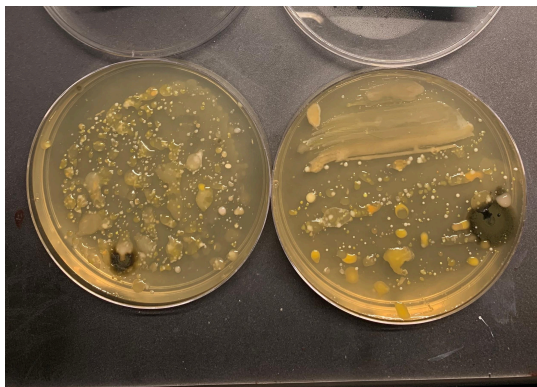
GARLIC



ROSEMARY



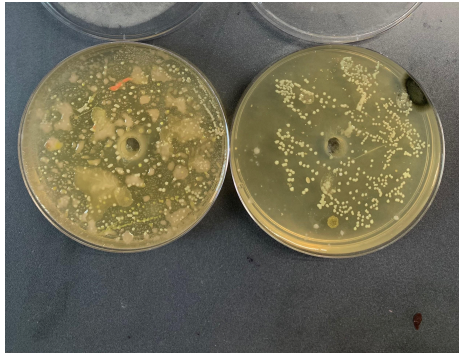
GINGER



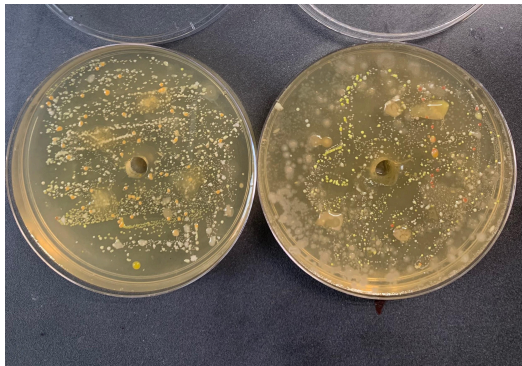
MARCH 7th, 2025

- Checking agar with extracts
- Inhibition zones
- Document photos
- Add to observations
- Work on script
- Add title label and stickers to trifold
- Edit Graphs

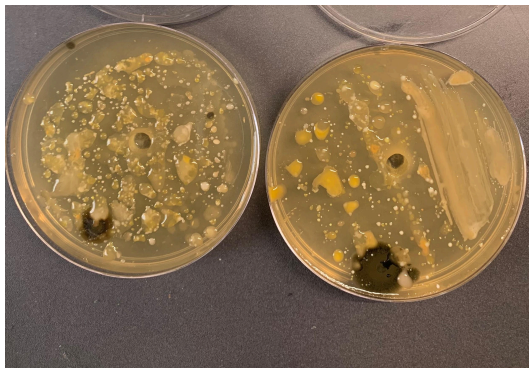
GARLIC



ROSEMARY



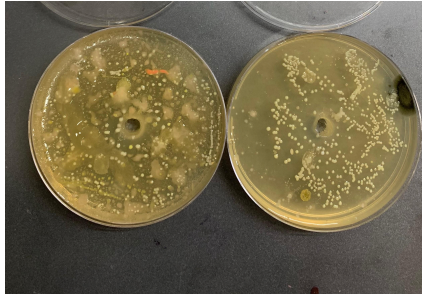
GINGER



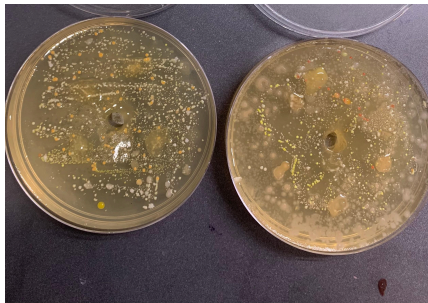
MARCH 8th, 2025

- Checking agar with extracts
- Redo experiment (wrong method, no results)
- Document photos
- Add to observations
- Add materials to Canva
- Add abstract, analysis, and conclusions format to Canva

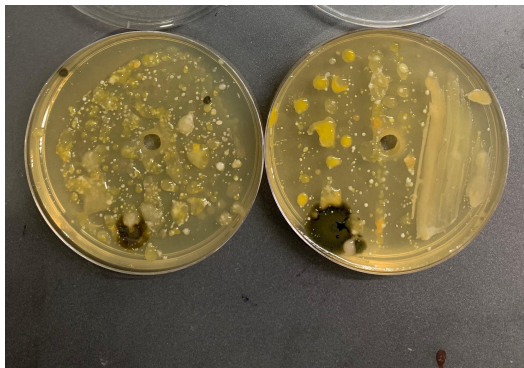
GARLIC



ROSEMARY



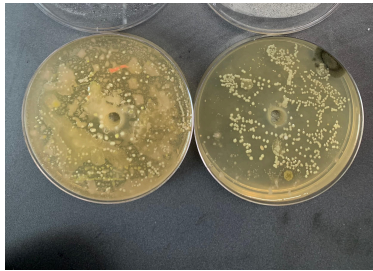
GINGER



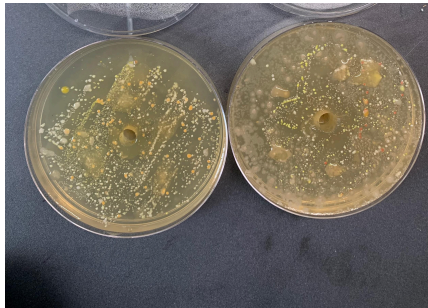
MARCH 9th, 2025

- Checking agar with extracts
- Document photos
- Add to observations
- Designing trifold
- Recreating better graphs
- Submit other CYSF forms

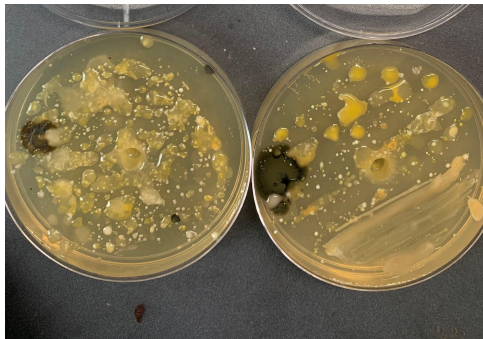
GARLIC



ROSEMARY



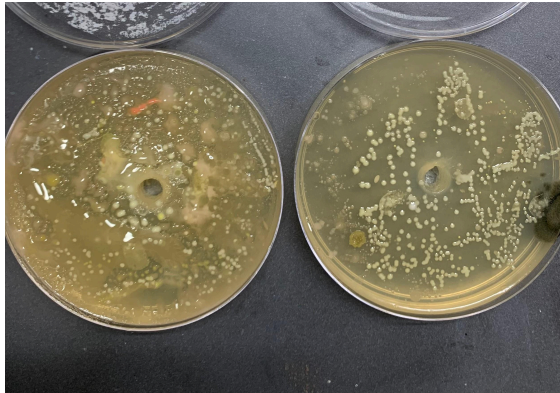
GINGER



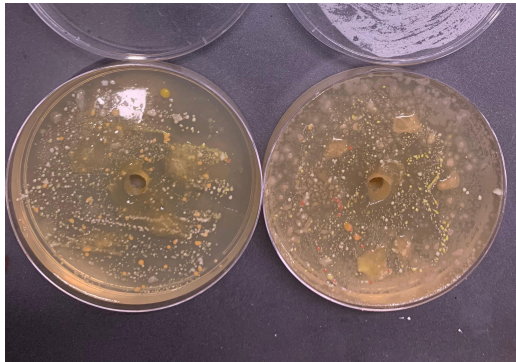
MARCH 10th, 2025

- Checking agar with extracts
- Document photos
- Add to observations
- Designing trifold
- Work on script

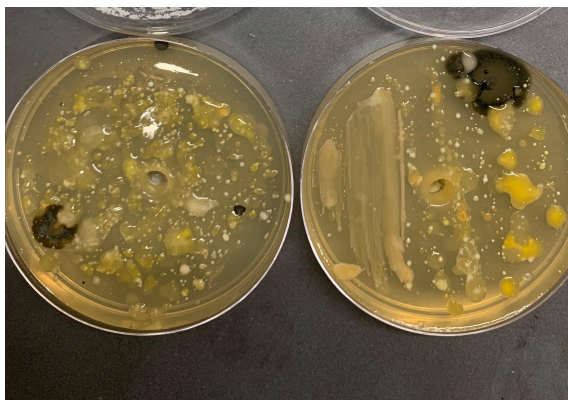
GARLIC



ROSEMARY



GINGER



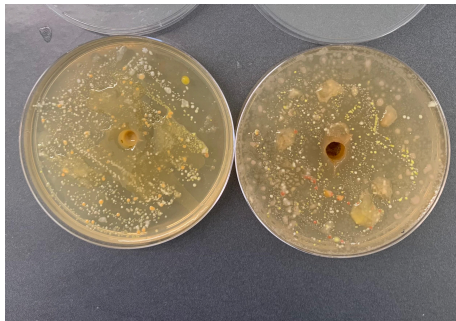
MARCH 11th, 2025

- Checking agar with extracts
- Document photos
- Add to observations
- Designing trifold
- Work on script
- Analysis
- Results

GARLIC



ROSEMARY



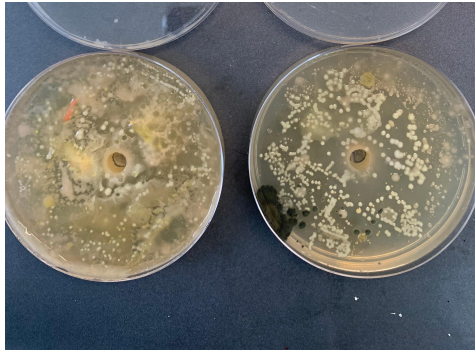
GINGER



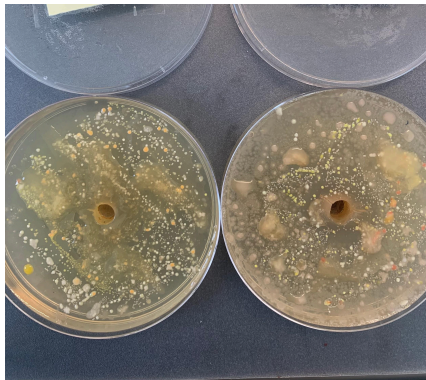
MARCH 12th, 2025

- Checking agar with extracts
- Document photos
- Add to observations
- Designing trifold
- Work on script
- Analysis
- Results

GARLIC



ROSEMARY



GINGER

