

DATA COLLECTION TABLES BY GROUP								
GROUP 1	1a	1b	1c	1d	1e	1f	1g	1h
Sprout Date	9th (0.3cm)	8th (2.4cm)	9th (1.8cm)	15th (0.2cm)	12th (0.2cm)	8th (1.8cm)	10th (0.6cm)	8th (0.5)
True Leaves Date	17th (0.2)	16th (0.2)	16th (0.2)	23rd (0.1)	20th (0.2)	16th (0.4)	16th (0.1)	16th (0.3)
Day 16(8th):	H = #L = SL = F =	H = 2.4 #L = SL = F =	H = #L = SL = F =	H = #L = SL = F =	H = #L = SL = F =	H = 1.8 #L = SL = F =	H = #L = SL = F =	H = 0.5 #L = SL = F =
Day 19(11th):	H = 2.6 #L = SL = F =	H = 3.3 #L = SL = F =	H = 2.9 #L = SL = F =	H = #L = SL = F =	H = #L = SL = F =	H = 3.3 #L = SL = F =	H = 2.0 #L = SL = F =	H = 2.6 #L = SL = F =
Day 22(14th):	H = 3.6 #L = SL = F =	H = 5.0 #L = SL = F =	H = 4.2 #L = SL = F =	H = #L = SL = F =	H = 2.4 #L = SL = F =	H = 4.2 #L = SL = F =	H = 3.0 #L = SL = F =	H = 4.4 #L = SL = F =
Day 25(17th):	H = 4.4 #L = 2 SL = 0.2 HL = 3.2 F =	H = 6.0 #L = 2 SL = 0.6 HL = 3.6 F =	H = 5.0 #L = 2 SL = 0.4 HL = 2.7 F =	H = 2.0 #L = SL = HL = F =	H = 3.4 #L = SL = HL = F =	H = 5.4 #L = 2 SL = 0.7 HL = 3.6 F =	H = 4.1 #L = 2 SL = 0.3 HL = 1.9 F =	H = 5.5 #L = 2 SL = 0.6 HL = 3.3 F =
Day 28(20th):	H = 5.5 #L = 2 SL = 0.5 HL = 4.0 F =	H = 7.0 #L = 2 SL = 1.2 HL = 5.0 F =	H = 6.1 #L = 2 SL = 1.0 HL = 3.8 F =	H = 2.9 #L = SL = HL = F =	H = 4.4 #L = 2 SL = 0.2 HL = 2.4 F =	H = 6.3 #L = 2 SL = 1.5 HL = 4.4 F =	H = 4.7 #L = 2 SL = 0.8 HL = 2.6 F =	H = 6.2 #L = 2 SL = 1.4 HL = 4.1 F =
Day 31(23rd):	H = 6.0 #L = 3 SL = 1.3 HL = 4.9 F =	H = 8.0 #L = 5 SL = 1.8 HL = 6.3 F =	H = 6.6 #L = 3 SL = 1.7 HL = 5.0 F =	H = 3.4 #L = 2 SL = 0.1 HL = 1.9 F =	H = 5.4 #L = 2 SL = 0.7 HL = 3.0 F =	H = 6.8 #L = 5 SL = 2.1 HL = 5.4 F =	H = 5.1 #L = 4 SL = 1.0 HL = 3.4 F =	H = 6.7 #L = 7 SL = 1.9 HL = 5.3 F =
Day 34 (26th):	H = 6.3 #L = 6 SL = 2.0 HL = 6.4 F =	H = 8.4 #L = 6 SL = 3.1 HL = 8.0 F =	H = 7.6 #L = 6 SL = 2.6 HL = 7.0 F =	H = 4.1 #L = 2 SL = 0.5 HL = 2.5 F =	H = 6.1 #L = 4 SL = 1.2 HL = 4.0 F =	H = 7.1 #L = 8 SL = 3.1 HL = 7.5 F =	H = 5.6 #L = 7 SL = 1.8 HL = 4.4 F =	H = 7.5 #L = 9 SL = 3.0 HL = 6.6 F =
Day 37(29th):	H = 6.4 #L = 7 SL = 2.8 HL = 7.8 F =	H = 8.7 #L = 7 SL = 4.1 HL = 9.5 F =	H = 7.7 #L = 7 SL = 3.8 HL = 8.5 F =	H = 4.8 #L = 3 SL = 1.0 HL = 3.1 F =	H = 7.0 #L = 6 SL = 2.0 HL = 5.4 F =	H = 7.3 #L = 8 SL = 4.1 HL = 8.9 F =	H = 6.2 #L = 8 SL = 2.6 HL = 5.5 F =	H = 7.8 #L = 9 SL = 3.9 HL = 8.5 F =
Day 40(1st):	H = 6.7 #L = 8 SL = 3.6 HL = 9.3 F =	H = 8.8 #L = 11 SL = 4.8 HL = 11.0 F =	H = 8.0 #L = 9 SL = 4.9 HL = 10.5 F =	H = 5.4 #L = 4 SL = 1.6 HL = 4.2 F =	H = 7.2 #L = 8 SL = 3.0 HL = 7.1 F =	H = 7.4 #L = 9 SL = 4.8 HL = 10.6 F =	H = 6.4 #L = 9 SL = 3.2 HL = 7.0 F =	H = 7.9 #L = 10 SL = 4.6 HL = 10.0 F =
True leaves	date	Height incl stem	Size of leaves					
1a	Day 25/17th	3.2	0.2					
1b	Day 24/16th	3.2	0.3					
1c	Day 24/16th	2.5	0.2					
1d	Day 31/23rd	1.9	0.1					
1e	Day 28/20th	2.4	0.2					
1f	Day 24/16th	2.9	0.4					
1g	Day 24/16th	1.7	0.1					
1h	Day 24/16th	2.6	0.3					

GROUP 2	2a	2b	2c	2d	2e	2f	2g	2h
Sprout Date	8th (3.4cm)	9th (0.6cm)	9th (1.6cm)		8th (1.5cm)	8th (2.2cm)	8th (0.4cm)	8th (2.2cm)
True Leaves Date	16th (0.6)	16th (0.2)	16th (0.2)		16th (0.3)	16th (0.4)	16th (0.1)	16th (0.3)
Day 16(8th): Height # of Leaves Size of Leaves	H = 3.4 #L = SL = F =	H = #L = SL = F =	H = #L = SL = F =	H = #L = SL = F =	H = 1.5 #L = SL = F =	H = 2.2 #L = SL = F =	H = 0.4 #L = SL = F =	H = 2.2 #L = SL = F =
Day 19(11th): Height # of Leaves Size of Leaves	H = 5.0 #L = SL = F =	H = 2.2 #L = SL = F =	H = 2.5 #L = SL = F =	H = #L = SL = F =	H = 2.9 #L = SL = F =	H = 3.6 #L = SL = F =	H = 2.6 #L = SL = F =	H = 4.0 #L = SL = F =
Day 22(14th): Height # of Leaves Size of Leaves	H = 6.0 #L = SL = HL = F =	H = 3.5 #L = SL = HL = F =	H = 4.0 #L = SL = HL = F =	H = #L = SL = HL = F =	H = 3.9 #L = SL = HL = F =	H = 4.9 #L = SL = HL = F =	H = 3.7 #L = SL = HL = F =	H = 5.0 #L = SL = HL = F =
Day 25(17th): Height # of Leaves Size of Leaves	H = 7.5 #L = 2 SL = 0.7 HL = 5.0 F =	H = 4.4 #L = 2 SL = 0.3 HL = 2.5 F =	H = 5.1 #L = 2 SL = 0.4 HL = 2.8 F =	H = #L = SL = HL = F =	H = 5.3 #L = 2 SL = 0.5 HL = 3.0 F =	H = 6.1 #L = 2 SL = 0.6 HL = 3.8 F =	H = 4.6 #L = 2 SL = 0.2 HL = 2.3 F =	H = 6.4 #L = 2 SL = 0.6 HL = 4.0 F =
Day 28(20th): Height # of Leaves Size of Leaves	H = 8.0 #L = 2 SL = 1.8 HL = 5.5 F =	H = 5.2 #L = 2 SL = 1.0 HL = 3.4 F =	H = 5.9 #L = 2 SL = 1.0 HL = 3.4 F =	H = #L = SL = HL = F =	H = 6.3 #L = 2 SL = 1.3 HL = 4.0 F =	H = 6.8 #L = 2 SL = 1.8 HL = 4.3 F =	H = 5.2 #L = 2 SL = 0.8 HL = 2.9 F =	H = 6.8 #L = 2 SL = 1.6 HL = 4.6 F =
Day 31(23rd): Height # of Leaves Size of Leaves	H = 8.2 #L = 7 SL = 2.2 HL = 7.0 F =	H = 5.9 #L = 5 SL = 1.7 HL = 4.4 F =	H = 6.6 #L = 5 SL = 1.5 HL = 4.0 F =	H = #L = SL = HL = F =	H = 7.0 #L = 5 SL = 1.7 HL = 5.3 F =	H = 7.1 #L = 7 SL = 2.0 HL = 5.3 F =	H = 5.9 #L = 3 SL = 1.2 HL = 3.7 F =	H = 7.7 #L = 7 SL = 2.0 HL = 5.6 F =
Day 34 (26th): Height # of Leaves Size of Leaves	H = 8.5 #L = 8 SL = 3.2 HL = 7.5 F =	H = 6.5 #L = 7 SL = 2.3 HL = 5.5 F =	H = 7.0 #L = 7 SL = 2.4 HL = 5.7 F =	H = #L = SL = HL = F =	H = 7.4 #L = 6 SL = 2.8 HL = 6.6 F =	H = 7.8 #L = 8 SL = 2.8 HL = 6.8 F =	H = 6.4 #L = 6 SL = 1.9 HL = 5.0 F =	H = 8.0 #L = 8 SL = 3.1 HL = 7.7 F =
Day 37(29th): Height # of Leaves Size of Leaves	H = 9.0 #L = 9 SL = 4.3 HL = 10.3 F =	H = 6.7 #L = 8 SL = 3.2 HL = 7.1 F =	H = 7.4 #L = 8 SL = 3.4 HL = 7.5 F =	H = #L = SL = HL = F =	H = 7.6 #L = 8 SL = 4.0 HL = 8.8 F =	H = 7.9 #L = 9 SL = 3.8 HL = 8.5 F =	H = 6.6 #L = 7 SL = 2.9 HL = 6.7 F =	H = 8.2 #L = 8 SL = 4.2 HL = 9.1 F =
Day 40(1st): Height # of Leaves Size of Leaves	H = 9.2 #L = 12 SL = 4.9 HL = 11.9 F =	H = 7.4 #L = 11 SL = 4.2 HL = 9.2 F =	H = 8.1 #L = 12 SL = 4.2 HL = 9.6 F =	H = #L = SL = HL = F =	H = 7.7 #L = 11 SL = 4.9 HL = 10.7 F =	H = 8.3 #L = 12 SL = 4.5 HL = 10.2 F =	H = 7.1 #L = 8 SL = 3.7 HL = 8.3 F =	H = 8.4 #L = 11 SL = 5.0 HL = 11.2 F =
True leaves	Date	Height incl stem	Size of leaves					
2a	Day 24/16th	4.5	0.6					
2b	Day 24/16th	2.4	0.2					
2c	Day 24/16th	2	0.2					
2d								
2e	Day 24/16th	2.5	0.3					
2f	Day 24/16th	3.2	0.4					
2g	Day 24/16th	2	0.1					
2h	Day 24/16th	3.6	0.3					

GROUP 3	3a	3b	3c	3d	3e	3f	3g	3h
Sprout Date	9th (1.1cm)	12th (0.8cm)	10th (0.4cm)	17th (1.6cm)	11th (0.6cm)	9th (0.3cm)	10th (0.3cm)	11th (0.6cm)
True Leaves Date	16th (0.2)	18th (0.1)	17th (0.1)	26th (0.4)	17th (0.1)	17th (0.2)	16th (0.1)	19th (0.1)
Day 16(8th):	H = #L = SL = F =	H = #L = SL = F =	H = #L = SL = F =	H = #L = SL = F =	H = #L = SL = F =	H = #L = SL = F =	H = #L = SL = F =	H = #L = SL = F =
Day 19(11th):	H = 2.6 #L = SL = F =	H = #L = SL = F =	H = 1.8 #L = SL = F =	H = #L = SL = F =	H = 0.6 #L = SL = F =	H = 2.0 #L = SL = F =	H = 1.9 #L = SL = F =	H = 0.6 #L = SL = F =
Day 22(14th):	H = 4.0 #L = SL = F =	H = 3.0 #L = SL = F =	H = 3.2 #L = SL = F =	H = #L = SL = F =	H = 3.3 #L = SL = F =	H = 2.6 (1.1) #L = SL = F =	H = 3.7 #L = SL = F =	H = 2.4 #L = SL = F =
Day 25(17th):	H = 5.0 #L = 2 SL = 0.5 HL = 2.7 F =	H = 4.1 #L = SL = HL = F =	H = 4.3 #L = 2 SL = 0.1 HL = 2.1 F =	H = 1.6 #L = SL = F =	H = 4.6 #L = 2 SL = 0.1 HL = 2.5 F =	H = 3.5 (2.0) #L = 2 SL = 0.2 HL = 2.4 F =	H = 4.8 #L = 2 SL = 0.3 HL = 2.5 F =	H = 3.9 #L = SL = F =
Day 28(20th):	H = 5.6 #L = 2 SL = 1.2 HL = 3.4 F =	H = 5.0 #L = 2 SL = 0.5 HL = 2.9 F =	H = 5.1 #L = 2 SL = 0.7 HL = 2.9 F =	H = 2.8 #L = SL = HL = F =	H = 5.3 #L = 2 SL = 0.7 HL = 3.4 F =	H = 4.0 (2.3) #L = 2 (2) SL = 0.8 (0.3) HL = 3.1 (2.5) F =	H = 5.7 #L = 2 SL = 0.7 HL = 3.3 F =	H = 4.4 #L = 2 SL = 0.4 HL = 2.5 F =
Day 31(23rd):	H = 6.1 #L = 6 SL = 1.6 HL = 4.4 F =	H = 5.5 #L = 3 SL = 0.7 HL = 3.2 F =	H = 5.6 #L = 3 SL = 1.0 HL = 3.7 F =	H = 3.5 #L = SL = HL = F =	H = 5.7 #L = 4 SL = 0.9 HL = 3.7 F =	H = 4.4 (2.6) #L = 4 (2) SL = 1.1 (0.6) HL = 3.7 (2.5) F =	H = 6.0 #L = 3 SL = 1.0 HL = 3.9 F =	H = 5.1 #L = 2 SL = 0.7 HL = 3.1 F =
Day 34 (26th):	H = 6.5 #L = 8 SL = 2.4 HL = 5.4 F =	H = 5.9 #L = 5 SL = 1.3 HL = 4.1 F =	H = 6.0 #L = 6 SL = 1.7 HL = 5.5 F =	H = 4.2 #L = 2 SL = 0.4 HL = 2.1 F =	H = 6.6 #L = 6 SL = 1.7 HL = 5.1 F =	H = 4.9 (3.1) #L = 4 (3) SL = 1.7 (0.9) HL = 4.7 (2.7) F =	H = 6.6 #L = 7 SL = 1.5 HL = 5.0 F =	H = 5.4 #L = 4 SL = 1.4 HL = 4.0 F =
Day 37(29th):	H = 7.2 #L = 8 SL = 3.6 HL = 7.5 F =	H = 6.4 #L = 6 SL = 2.2 HL = 5.0 F =	H = 6.8 #L = 7 SL = 2.7 HL = 6.1 F =	H = 4.7 #L = 2 SL = 1.0 HL = 2.6 F =	H = 7.0 #L = 7 SL = 2.8 HL = 6.6 F =	H = 5.0 (4.0) #L = 7 (5) SL = 2.6 (1.6) HL = 6.0 (3.5) F =	H = 6.8 #L = 7 SL = 2.5 HL = 6.0 F =	H = 6.0 #L = 5 SL = 2.3 HL = 5.0 F =
Day 40(1st):	H = 7.3 #L = 10 SL = 4.3 HL = 9.0 F =	H = 6.7 #L = 8 SL = 2.7 HL = 6.7 F =	H = 6.9 #L = 8 SL = 3.3 HL = 7.6 F =	H = 5.3 #L = 6 SL = 1.4 HL = 3.5 F =	H = 7.0 #L = 9 SL = 3.6 HL = 7.8 F =	H = 5.0 (4.0) #L = 8 (6) SL = 3.2 (2.1) HL = 7.4 (4.5) F =	H = 7.3 #L = 9 SL = 3.3 HL = 7.3 F =	H = 6.3 #L = 7 SL = 3.0 HL = 6.4 F =
True leaves	Date	Height incl stem	Size of leaves					
3a	Day 24/16th	2.4	0.2					
3b	Day 26/18th	2.2	0.1					
3c	Day 25/17th	2.1	0.1					
3d	Day 34/26th	2.1	0.4					
3e	Day 25/17th	2.5	0.1					
3f	Day 25/17th	2.4	0.2					
3f.1	Day 28/20th	1.5	0.3					

3g	Day 24/16th	2.3	0.1					
3h	Day 27/19th	2.2	0.1					
GROUP 4	4a	4b	4c	4d	4e	4f	4g	4h
Sprout Date	9th (1.5cm)	8th (2.2cm)	9th (0.6cm)	12th (0.4cm)	11th (0.7cm)	11th (0.7cm)	12th (0.1cm)	23rd (2.0)
True Leaves Date	16th (0.2)	16th (0.4)	16th (0.2)	18th (0.1)	18th (0.2)	19th (0.1)	18th (0.1)	1st (0.2)
Day 16(8th):	H = #L = SL = F =	H = 2.2 #L = SL = F =	H = #L = SL = F =	H = #L = SL = F =	H = #L = SL = F =	H = #L = SL = F =	H = #L = SL = F =	H = #L = SL = F =
Day 19(11th):	H = 2.7 #L = SL = F =	H = 3.8 #L = SL = F =	H = 2.6 #L = SL = F =	H = #L = SL = F =	H = 0.7 #L = SL = F =	H = 0.7 #L = SL = F =	H = #L = SL = F =	H = #L = SL = F =
Day 22(14th):	H = 4.0 #L = SL = F =	H = 5.0 #L = SL = F =	H = 4.4 #L = SL = F =	H = 2.7 #L = SL = F =	H = 2.1 #L = SL = F =	H = 1.9 #L = SL = F =	H = 2.1 #L = SL = F =	H = #L = SL = F =
Day 25(17th):	H = 5.4 #L = 2 SL = 0.4 HL = 2.6 F =	H = 6.2 #L = 2 SL = 0.5 HL = 3.6 F =	H = 5.5 #L = 2 SL = 0.3 HL = 3.0 F =	H = 4.3 #L = SL = F =	H = 4.0 #L = SL = F =	H = 2.7 #L = SL = F =	H = 3.4 #L = SL = F =	H = #L = SL = F =
Day 28(20th):	H = 6.0 #L = 2 SL = 1.1 HL = 3.6 F =	H = 6.9 #L = 2 SL = 1.9 HL = 4.7 F =	H = 6.4 #L = 2 SL = 1.3 HL = 3.9 F =	H = 5.3 #L = 2 SL = 0.6 HL = 2.9 F =	H = 4.5 #L = 2 SL = 0.7 HL = 2.8 F =	H = 3.4 #L = 2 SL = 0.5 HL = 2.4 F =	H = 4.0 #L = 2 SL = 0.4 HL = 2.5 F =	H = #L = SL = HL = F =
Day 31(23rd):	H = 6.8 #L = 5 SL = 1.5 HL = 4.4 F =	H = 7.3 #L = 7 SL = 2.3 HL = 5.6 F =	H = 6.8 #L = 3 SL = 1.6 HL = 4.5 F =	H = 5.7 #L = 2 SL = 0.9 HL = 3.5 F =	H = 5.5 #L = 2 SL = 1.0 HL = 3.2 F =	H = 4.0 #L = 2 SL = 0.8 HL = 2.8 F =	H = 4.8 #L = 2 SL = 0.6 HL = 2.8 F =	H = 2.0 #L = SL = HL = F =
Day 34 (26th):	H = 7.0 #L = 7 SL = 2.4 HL = 5.7 F =	H = 7.7 #L = 7 SL = 3.1 HL = 7.5 F =	H = 7.7 #L = 5 SL = 2.4 HL = 6.5 F =	H = 6.3 #L = 5 SL = 1.4 HL = 4.2 F =	H = 5.8 #L = 7 SL = 1.5 HL = 4.0 F =	H = 4.4 #L = 4 SL = 1.2 HL = 3.6 F =	H = 5.5 #L = 5 SL = 1.0 HL = 3.6 F =	H = 3.4 #L = SL = HL = F =
Day 37(29th):	H = 7.2 #L = 8 SL = 3.3 HL = 7.4 F =	H = 7.8 #L = 8 SL = 4.2 HL = 8.8 F =	H = 8.0 #L = 8 SL = 3.6 HL = 8.2 F =	H = 6.8 #L = 6 SL = 2.3 HL = 5.6 F =	H = 6.3 #L = 7 SL = 2.4 HL = 5.4 F =	H = 4.5 #L = 5 SL = 1.8 HL = 4.3 F =	H = 6.1 #L = 7 SL = 1.9 HL = 4.4 F =	H = 4.4 #L = SL = HL = F =
Day 40(1st):	H = 7.4 #L = 10 SL = 4.0 HL = 9.0 F =	H = 8.0 #L = 11 SL = 5.0 HL = 10.6 F =	H = 8.2 #L = 10 SL = 4.4 HL = 10.4 F =	H = 7.4 #L = 9 SL = 3.2 HL = 7.3 F =	H = 6.4 #L = 9 SL = 3.0 HL = 6.8 F =	H = 4.7 #L = 8 SL = 2.6 HL = 5.6 F =	H = 6.5 #L = 8 SL = 2.5 HL = 6.0 F =	H = 4.8 #L = 2 SL = 0.2 HL = 2.7 F =
True leaves	Date	Height incl stem	Size of leaves					
4a	Day 24/16th	2.4	0.2					
4b	Day 24/16th	3.5	0.4					
4c	Day 24/16th	2.5	0.2					
4d	Day 26/18th	2.5	0.1					
4e	Day 26/18th	2.5	0.2					
4f	Day 27/19th	2	0.1					

4g	Day 26/18th	2	0.1					
4h	Day 40/1st	2.7	0.2					
GROUP 5	5a	5b	5c	5d	5e	5f	5g	5h
Sprout Date	11th (0.6cm)	11th (0.1cm)	11th (1.8cm)	12th (0.1cm)	12th (0.2cm)		12th (0.2cm)	11th (0.2cm)
True Leaves Date	17th (0.1)	18th (0.1)	17th (0.1)	19th (0.1)	19th (0.1)		18th (0.1)	18th (0.2)
Day 16(8th):	H = #L = SL = F =	H = #L = SL = F =	H = #L = SL = F =	H = #L = SL = F =	H = #L = SL = F =	H = #L = SL = F =	H = #L = SL = F =	H = #L = SL = F =
Day 19(11th):	H = 0.6 #L = SL = F =	H = 0.1 #L = SL = F =	H = 1.8 #L = SL = F =	H = #L = SL = F =	H = #L = SL = F =	H = #L = SL = F =	H = #L = SL = F =	H = 0.2 #L = SL = F =
Day 22(14th):	H = 3.6 #L = SL = F =	H = 2.8 #L = SL = F =	H = 3.5 #L = SL = F =	H = 2.4 #L = SL = F =	H = 2.5 #L = SL = F =	H = #L = SL = F =	H = 2.9 #L = SL = F =	H = 2.5 #L = SL = F =
Day 25(17th):	H = 4.3 #L = 2 SL = 0.1 HL = 2.5 F =	H = 4.0 #L = SL = F =	H = 4.9 #L = 2 SL = 0.1 HL = 2.4 F =	H = 4.0 #L = SL = F =	H = 3.5 #L = SL = F =	H = #L = SL = F =	H = 4.2 #L = SL = F =	H = 4.0 #L = SL = F =
Day 28(20th):	H = 5.3 #L = 2 SL = 0.6 HL = 3.1 F =	H = 4.8 #L = 2 SL = 0.4 HL = 2.5 F =	H = 5.9 #L = 2 SL = 0.8 HL = 3.7 F =	H = 4.5 #L = 2 SL = 0.4 HL = 2.9 F =	H = 4.1 #L = 2 SL = 0.4 HL = 2.6 F =	H = #L = SL = HL = F =	H = 5.4 #L = 2 SL = 0.5 HL = 3.0 F =	H = 4.6 #L = 2 SL = 0.6 HL = 3.1 F =
Day 31(23rd):	H = 6.0 #L = 4 SL = 1.0 HL = 3.7 F =	H = 5.4 #L = 2 SL = 0.8 HL = 3.1 F =	H = 6.7 #L = 3 SL = 1.0 HL = 4.7 F =	H = 5.0 #L = 2 SL = 0.8 HL = 3.3 F =	H = 5.3 #L = 2 SL = 0.6 HL = 3.1 F =	H = #L = SL = HL = F =	H = 5.8 #L = 2 SL = 0.7 HL = 3.2 F =	H = 5.0 #L = 2 SL = 0.9 HL = 3.3 F =
Day 34 (26th):	H = 6.3 #L = 6 SL = 1.7 HL = 4.6 F =	H = 5.7 #L = 4 SL = 1.3 HL = 4.0 F =	H = 7.4 #L = 5 SL = 2.0 HL = 5.7 F =	H = 5.9 #L = 4 SL = 1.3 HL = 4.1 F =	H = 6.0 #L = 5 SL = 1.0 HL = 3.9 F =	H = #L = SL = HL = F =	H = 6.2 #L = 3 SL = 1.2 HL = 4.0 F =	H = 5.3 #L = 4 SL = 1.4 HL = 3.9 F =
Day 37(29th):	H = 6.5 #L = 7 SL = 2.5 HL = 6.3 F =	H = 6.5 #L = 6 SL = 2.2 HL = 4.3 F =	H = 7.6 #L = 7 SL = 3.1 HL = 7.4 F =	H = 6.2 #L = 7 SL = 2.1 HL = 5.3 F =	H = 6.2 #L = 7 SL = 1.9 HL = 4.2 F =	H = #L = SL = HL = F =	H = 6.5 #L = 3 SL = 2.0 HL = 5.0 F =	H = 5.5 #L = 6 SL = 2.6 HL = 5.0 F =
Day 40(1st):	H = 6.8 #L = 8 SL = 3.1 HL = 7.2 F =	H = 7.0 #L = 7 SL = 3.0 HL = 6.8 F =	H = 8.0 #L = 8 SL = 3.9 HL = 9.4 F =	H = 7.0 #L = 7 SL = 2.9 HL = 7.1 F =	H = 6.8 #L = 8 SL = 2.8 HL = 6.2 F =	H = #L = SL = HL = F =	H = 6.7 #L = 4 SL = 2.5 HL = 6.0 F =	H = 6.0 #L = 7 SL = 3.0 HL = 6.4 F =
True leaves	date	Height incl stem	Size of leaves					
5a	Day 25/17th	2.5	0.1					
5b	Day 26/18th	2.1	0.1					
5c	Day 25/17th	2.4	0.1					
5d	Day 27/19th	2.5	0.1					
5e	Day 27/19th	2.3	0.1					
5f								

5g	Day 26/18th	2.4	0.1					
5h	Day 26/18th	2.4	0.2					

Seed/Seedling #	Sprout Height	Sprout Day
1a	0.3	Day 17
1b	2.4	Day 16
1c	1.8	Day 17
1d	0.2	Day 20
1f	1.8	Day 16
1g	0.6	Day 18
1h	0.5	Day 16
Average		1.085714286

Seed/Seedling #	Sprout Height	Sprout Day
2a	0.4	Day 16
2b	0.6	Day 17
2c	1.6	Day 17
2d	1.5	Day 16
2f	2.2	Day 16
2g	0.4	Day 16
2h	0.2	Day 16
Average		1.7

AVERAGE SPROUT HEIGHT on Day First Observed		
Seed/Seedling #	Sprout Height	Sprout Day
3a	1.1	Day 17
3b	0.8	Day 20
3c	0.4	Day 18
3d	0.6	Day 19
3f	0.3	Day 17
3g	0.3	Day 18
3h	0.6	Day 19
Average		0.8857142857

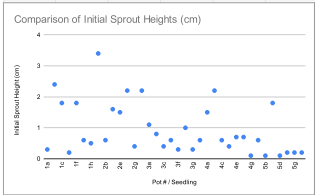
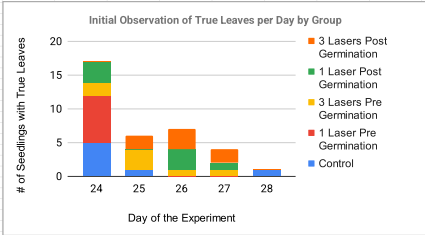
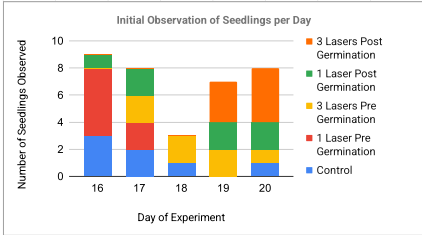
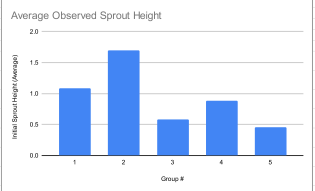
Seed/Seedling #	Sprout Height	Sprout Day
4a	1.5	Day 17
4b	2.2	Day 16
4c	0.6	Day 17
4d	0.4	Day 20
4e	0.7	Day 19
4f	0.7	Day 19
4g	0.1	Day 20
Average		0.8857142857

Seed/Seedling #	Sprout Height	Sprout Day
5a	0.6	Day 19
5b	0.1	Day 19
5c	1.8	Day 19
5d	0.1	Day 20
5e	0.2	Day 20
5g	0.2	Day 20
5h	0.2	Day 20
Average		0.4571428571

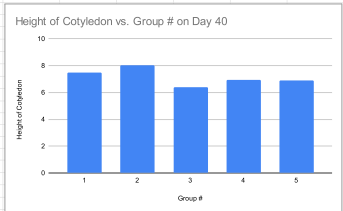
Group #	Average
1	1.085714286
2	1.7
3	0.8857142857
4	0.8857142857
5	0.4571428571

Initial Observation of Seedlings per Day by Group					
Day	Group 1	Group 2	Group 3	Group 4	Group 5
16	3	5	0	1	0
17	2	2	2	2	0
18	1	0	2	0	0
19	0	0	2	2	3
20	1	0	1	2	4

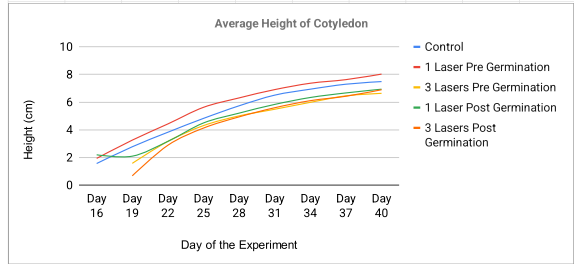
Initial observtion of True Leaves per Day by Group					
Day	Group 1	Group 2	Group 3	Group 4	Group 5
24	5	7	2	3	
25	1		3		2
26			1	3	3
27			1	1	2
28	1				



Group #	Height of Cotyledon
1	7.49
2	8.03
3	6.41
4	6.94
5	6.9



100%	
107.21%	7.21
88.65%	-11.35
92.66%	-7.34
92.12%	-7.88



Average Height of True Leaves on Day 40									
Seed/Seeding #	Height of True Leaves	Seed/Seeding #	Height of True Leaves	Seed/Seeding #	Height of True Leaves	Seed/Seeding #	Height of True Leaves	Seed/Seeding #	Height of True Leaves
1a	9.3	2a	11.9	3a	9	4a	9	5a	7.2
1b	11	2b	9.2	3b	6.7	4b	10.6	5b	6.8
1c	10.5	2c	9.6	3c	7.6	4c	10.4	5c	9.4
1e	7.1	2e	10.7	3e	7.8	4d	7.3	5d	7.1
1f	10.6	2f	10.2	3f	7.4	4e	6.8	5e	6.2
1g	7	2g	8.3	3g	7.7	4f	5.6	5g	6
1h	10	2h	11.2	3h	6.4	4g	6	5h	6.4
Average	9.357142857	Average	10.15714286	Average	7.514285714	Average	7.957142857	Average	7.014285714
Average Height of True Leaves on Day 37									
Seed/Seeding #	Height of True Leaves	Seed/Seeding #	Height of True Leaves	Seed/Seeding #	Height of True Leaves	Seed/Seeding #	Height of True Leaves	Seed/Seeding #	Height of True Leaves
1a	9.8	2a	10.3	3a	7.5	4a	7.4	5a	6.3
1b	9.5	2b	7.1	3b	5	4b	8.8	5b	4.3
1c	8.5	2c	7.5	3c	6.1	4c	8.2	5c	7.4
1e	7.1	2e	8.8	3e	6.6	4d	5.6	5d	5.3
1f	10.6	2f	8.5	3f	6	4e	5.4	5e	6.2
1g	7	2g	6.7	3g	6	4f	4.3	5f	5
1h	10	2h	9.1	3h	5	4g	4.4	5h	5
Average	8.642857143	Average	8.285714286	Average	6.028571429	Average	6.3	Average	5.357142857
Average Height of True Leaves on Day 34									
Seed/Seeding #	Height of True Leaves	Seed/Seeding #	Height of True Leaves	Seed/Seeding #	Height of True Leaves	Seed/Seeding #	Height of True Leaves	Seed/Seeding #	Height of True Leaves
1a	6.4	2a	7.5	3a	5.4	4a	5.7	5a	4.6
1b	8	2b	5.5	3b	4.1	4b	7.5	5b	4
1c	7	2c	5.7	3c	5.5	4c	6.5	5c	5.7
1e	4	2e	6.6	3e	5.1	4d	4.2	5d	4.1
1f	7.5	2f	6.8	3f	4.7	4e	4	5e	3.9
1g	4.4	2g	5	3g	5	4f	3.6	5f	4
1h	6.6	2h	7.7	3h	4	4g	3.6	5h	3.9
Average	6.271428571	Average	6.4	Average	4.828571429	Average	5.014285714	Average	4.314285714
Average Height of True Leaves on Day 31									
Seed/Seeding #	Height of True Leaves	Seed/Seeding #	Height of True Leaves	Seed/Seeding #	Height of True Leaves	Seed/Seeding #	Height of True Leaves	Seed/Seeding #	Height of True Leaves
1a	4.9	2a	7	3a	4.4	4a	4.4	5a	3.7
1b	6.3	2b	4.4	3b	3.2	4b	5.6	5b	3.1
1c	5	2c	4	3c	3.7	4c	4.5	5c	4.7
1e	3	2e	5.3	3e	3.7	4d	3.5	5d	3.3
1f	5.4	2f	5.3	3f	3.7	4e	3.2	5e	3.1
1g	3.4	2g	3.7	3g	3.5	4f	2.8	5f	3.2
1h	5.3	2h	5.6	3h	3.1	4g	2.8	5h	3.3
Average	4.767142857	Average	5.042857143	Average	3.671428571	Average	3.828571429	Average	3.485714286
Average Height of True Leaves on Day 28									
Seed/Seeding #	Height of True Leaves	Seed/Seeding #	Height of True Leaves	Seed/Seeding #	Height of True Leaves	Seed/Seeding #	Height of True Leaves	Seed/Seeding #	Height of True Leaves
1a	4	2a	5.5	3a	3.4	4a	3.6	5a	3.1
1b	5	2b	3.4	3b	2.9	4b	4.7	5b	2.5
1c	3.8	2c	3.4	3c	2.9	4c	3.9	5c	3.7
1e	2.4	2e	4	3e	3.4	4d	2.9	5d	2.9
1f	4.4	2f	4.3	3f	3.1	4e	2.8	5e	2.6
1g	2.6	2g	2.9	3g	3.3	4f	2.4	5f	3
1h	4.1	2h	4.6	3h	2.5	4g	2.5	5h	3.1
Average	3.767142857	Average	4.014285714	Average	3.071428571	Average	3.257142857	Average	2.985714286
Average Height of True Leaves on Day 25									
Seed/Seeding #	Height of True Leaves	Seed/Seeding #	Height of True Leaves	Seed/Seeding #	Height of True Leaves	Seed/Seeding #	Height of True Leaves	Seed/Seeding #	Height of True Leaves
1a	3.2	2a	5	3a	2.7	4a	2.6	5a	2.5
1b	3.6	2b	2.5	3b	2.1	4b	3.6	5b	
1c	2.7	2c	2.8	3c	2.1	4c	3	5c	2.4
1e		2e	3	3e	2.5	4d		5d	
1f	3.6	2f	3.8	3f	2.4	4e		5e	
1g	1.9	2g	2.3	3g	2.5	4f		5f	
1h	3.3	2h	4	3h		4g		5h	
Average	3.05	Average	3.342857143	Average	2.44	Average	3.066666667	Average	2.45

Height of True Leaves vs. Group # on Day 40

Group #	Height of True Leaves
1	9.36
2	10.16
3	7.51
4	7.96
5	7.01

Average Height of True Leaves						
Group	Day 25	Day 28	Day 31	Day 34	Day 37	Day 40
1	3.05	3.76	4.76	6.27	8.64	9.36
2	3.34	4.01	5.04	6.4	8.29	10.12
3	2.44	3.07	3.67	4.83	6.03	7.51
4	3.07	3.26	3.83	5.01	6.3	7.96
5	2.45	2.99	3.49	4.31	5.36	7.01

Average Height of True Leaves

Day of the Experiment	Control	1 Laser Pre Germination	3 Laser Pre Germination	1 Laser Post Germination	3 Laser Post
Day 25	3.05	3.34	2.44	3.07	2.45
Day 28	3.76	4.01	3.07	3.26	2.99
Day 31	4.76	5.04	3.67	3.83	3.49
Day 34	6.27	6.4	4.83	5.01	4.31
Day 37	8.64	8.29	6.03	6.3	5.36
Day 40	9.36	10.12	7.51	7.96	7.01

Seed/Seeding # of leaves		Seed/Seeding # of leaves		Average # of True Leaves on Day 40		Seed/Seeding # of leaves		Seed/Seeding # of leaves	
1a	8	2a	12	3a	10	4a	10	5a	8
1b	11	2b	11	3b	8	4b	11	5b	7
1c	9	2c	12	3c	8	4c	10	5c	8
1e	8	2e	11	3e	9	4d	9	5d	7
1f	9	2f	12	3f	8	4e	9	5e	8
1g	9	2g	8	3g	9	4f	8	5g	4
1h	10	2h	11	3h	7	4g	8	5h	7
Average		Average		Average		Average		Average	
9.142857143		11		8.428571429		9.285714286		7	

Seed/Seeding # of leaves		Seed/Seeding # of leaves		Average # of True Leaves on Day 37		Seed/Seeding # of leaves		Seed/Seeding # of leaves	
1a	7	2a	8	3a	6	4a	7	5a	7
1b	7	2b	8	3b	6	4b	8	5b	6
1c	7	2c	8	3c	7	4c	8	5c	7
1e	6	2e	8	3e	7	4d	6	5d	7
1f	8	2f	9	3f	7	4e	7	5e	7
1g	8	2g	7	3g	7	4f	5	5g	3
1h	9	2h	8	3h	5	4g	7	5h	6
Average		Average		Average		Average		Average	
7.428571429		8.142857143		6.714285714		7		6.142857143	

Seed/Seeding # of leaves		Seed/Seeding # of leaves		Average # of True Leaves on Day 34		Seed/Seeding # of leaves		Seed/Seeding # of leaves	
1a	8	2a	8	3a	8	4a	7	5a	6
1b	6	2b	7	3b	5	4b	7	5b	4
1c	6	2c	7	3c	6	4c	5	5c	5
1e	4	2e	6	3e	6	4d	5	5d	4
1f	6	2f	8	3f	4	4e	7	5e	5
1g	7	2g	6	3g	7	4f	4	5g	3
1h	9	2h	8	3h	4	4g	5	5h	4
Average		Average		Average		Average		Average	
6.571428571		7.142857143		5.714285714		5.714285714		4.428571429	

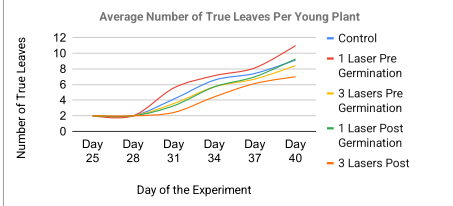
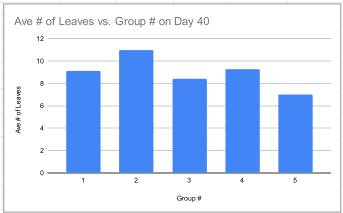
Seed/Seeding # of leaves		Seed/Seeding # of leaves		Average # of True Leaves on Day 31		Seed/Seeding # of leaves		Seed/Seeding # of leaves	
1a	3	2a	7	3a	6	4a	5	5a	4
1b	6	2b	7	3b	1	4b	7	5b	2
1c	3	2c	5	3c	3	4c	3	5c	3
1e	2	2e	5	3e	4	4d	2	5d	2
1f	5	2f	7	3f	4	4e	2	5e	2
1g	4	2g	5	3g	5	4f	2	5g	2
1h	7	2h	7	3h	2	4g	2	5h	2
Average		Average		Average		Average		Average	
4.142857143		5.571428571		3.571428571		3.285714286		2.428571429	

Seed/Seeding # of leaves		Seed/Seeding # of leaves		Average # of True Leaves on Day 28		Seed/Seeding # of leaves		Seed/Seeding # of leaves	
1a	2	2a	2	3a	2	4a	2	5a	2
1b	2	2b	2	3b	2	4b	2	5b	2
1c	2	2c	2	3c	2	4c	2	5c	2
1e	2	2e	2	3e	2	4d	2	5d	2
1f	2	2f	2	3f	2	4e	2	5e	2
1g	2	2g	2	3g	2	4f	2	5g	2
1h	3	2h	2	3h	2	4g	2	5h	2
Average		Average		Average		Average		Average	
2		2		2		2		2	

Seed/Seeding # of leaves		Seed/Seeding # of leaves		Average # of True Leaves on Day 25		Seed/Seeding # of leaves		Seed/Seeding # of leaves	
1a	2	2a	2	3a	2	4a	2	5a	2
1b	2	2b	2	3b	2	4b	2	5b	2
1c	2	2c	2	3c	2	4c	2	5c	2
1e	2	2e	2	3e	2	4d	2	5d	2
1f	2	2f	2	3f	2	4e	2	5e	2
1g	2	2g	2	3g	2	4f	2	5g	2
1h	2	2h	2	3h	2	4g	2	5h	2
Average		Average		Average		Average		Average	
2		2		2		2		2	

Average # of True Leaves per Young Plant						
Group	Day 25	Day 28	Day 31	Day 34	Day 37	Day 40
1	2	2	4.14	6.57	7.43	9.14
2	2	2	5.57	7.14	8.14	11
3	2	2	3.57	5.71	6.71	8.43
4	2	2	3.29	5.71	7	9.29
5	2	2	2.43	4.43	6.14	7

100%	
120.36%	20.35
92.23%	-7.77
101.64%	1.64
76.59%	-23.41



Average Size of Largest True Leaf (per plant) on Day 40					
Seed/Seedling #	Size of true leaves	Seed/Seedling #	Size of true leaves	Seed/Seedling #	Size of true leaves
1a	3.5	2a	4.9	3a	4.3
1b	4.8	2b	4.2	3b	2.7
1c	4.9	2c	4.2	3c	3.3
1d	3	2d	4.9	3d	3.6
1e	3	2e	4.5	3e	3.2
1f	4.8	2f	3.7	3f	3.3
1g	3.2	2g	5	3g	3
1h	4.6	2h		3h	3
Average	4.128571429	Average	4.485714286	Average	3.342857143

Average Size of Largest True Leaf (per plant) on Day 37					
Seed/Seedling #	Size of true leaves	Seed/Seedling #	Size of true leaves	Seed/Seedling #	Size of true leaves
1a	2.8	2a	4.3	3a	3.6
1b	4.1	2b	3.2	3b	2.2
1c	3.8	2c	3.4	3c	3.6
1d	2	2d	4	3d	2.8
1e	4.1	2e	3.8	3e	2.6
1f	2.6	2f	4.2	3f	2.5
1g	3.9	2g		3g	2.5
1h		2h		3h	2.3
Average	3.328571429	Average	3.685714286	Average	2.671428571

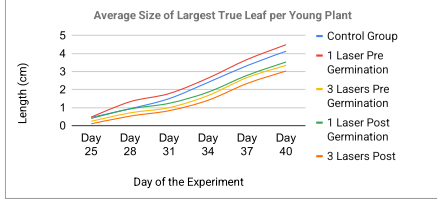
Average Size of Largest True Leaf (per plant) on Day 34					
Seed/Seedling #	Size of true leaves	Seed/Seedling #	Size of true leaves	Seed/Seedling #	Size of true leaves
1a	2	2a	3.2	3a	2.4
1b	3.1	2b	2.3	3b	1.3
1c	2.6	2c	2.4	3c	1.7
1d	1.2	2d	2.8	3d	1.7
1e	3.1	2e	2.8	3e	1.7
1f	1.9	2f	1.9	3f	1.5
1g	1.8	2g	3.1	3g	1.4
1h	5	2h		3h	1.4
Average	2.4	Average	2.642857143	Average	1.671428571

Average Size of Largest True Leaf (per plant) on Day 31					
Seed/Seedling #	Size of true leaves	Seed/Seedling #	Size of true leaves	Seed/Seedling #	Size of true leaves
1a	1.3	2a	2.2	3a	1.6
1b	1.8	2b	1.7	3b	0.7
1c	1.7	2c	1.5	3c	1
1d	0.7	2d	1.7	3d	0.9
1e	3.1	2e	2	3e	1
1f	1.1	2f	1.2	3f	0.8
1g	1	2g	2	3g	0.6
1h	1.9	2h		3h	0.7
Average	1.5	Average	1.757142857	Average	1

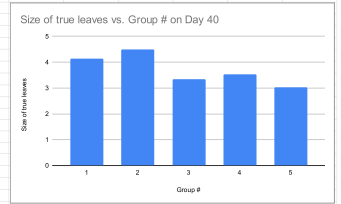
Average Size of Largest True Leaf (per plant) on Day 28					
Seed/Seedling #	Size of true leaves	Seed/Seedling #	Size of true leaves	Seed/Seedling #	Size of true leaves
1a	0.5	2a	1.8	3a	1.2
1b	1.2	2b	1	3b	0.5
1c	1	2c	1	3c	0.7
1d	0.2	2d	1.3	3d	0.7
1e	1.5	2e	1.8	3e	0.8
1f	0.8	2f	0.8	3f	0.7
1g	1.4	2g	1.6	3g	0.4
1h		2h		3h	0.4
Average	0.9428571429	Average	1.328571429	Average	0.7142857143

Average Size of Largest True Leaf (per plant) on Day 25					
Seed/Seedling #	Size of true leaves	Seed/Seedling #	Size of true leaves	Seed/Seedling #	Size of true leaves
1a	0.2	2a	0.7	3a	0.5
1b	0.6	2b	0.3	3b	0.3
1c	0.4	2c	0.4	3c	0.1
1d		2d	0.5	3d	0.1
1e	0.7	2e	0.6	3e	0.2
1f	0.3	2f	0.2	3f	0.3
1g	0.6	2g		3g	
1h		2h		3h	
Average	0.4666666667	Average	0.4714285714	Average	0.24

Average Size of Largest True Leaf						
Group	Day 25	Day 28	Day 31	Day 34	Day 37	Day 40
1	0.46	0.94	1.5	2.4	3.33	4.13
2	0.47	1.33	1.78	2.64	3.67	4.49
3	0.24	0.71	1	1.67	2.67	3.34
4	0.4	0.93	1.24	1.86	2.79	3.53
5	0.1	0.53	0.83	1.41	2.34	3.03



Group #	Size of true leaves
1	4.13
2	4.49
3	3.34
4	3.53
5	3.03



VARIABLES		
Controlled	Size of the pot	
	Amount of soil = 65g	
	Amount of water = 60ml to wet the soil; 20ml on watering days	
	Amount of light = 12 hours a day from on Day 16	
	Laser setting (Wavelength, Joules, Hertz, Watts, Time)	
	Planting depth = 6mm	
	Type of tomato seed = WestCoastSeeds - Early Girl	
	Control Group = Group 1 - no laser	
Manipulated (Number of exposures to class 4 laser)	Group 2 - 1 laser exposure on day 7	
	Group 3 - 3 laser exposures on day 1, 4 and 7	
	Group 4 - 1 laser exposure when all 8 plants have sprouted or Day 22	
	Group 5 - 3 laser exposures on day 22, 25 and 28	
Responding (Rate of Growth)	Number of days to sprout above surface/soil	
	Overall growth - height of Cotyledon including the stem	
	Overall Growth - height of True leaves including the stem	
	Number of True Leaves	
	Size of the True Leaves	
	Number of Flowers (if this occurs within the timeframe of the experiment)	
	Number of Fruit produced (if this occurs within the timeframe of the experiment)	